



US00D811908S

(12) **United States Design Patent**
Nethercote

(10) **Patent No.:** **US D811,908 S**

(45) **Date of Patent:** **** Mar. 6, 2018**

(54) **SPOKE RULER**

(71) Applicant: **Ricki Darryl Nethercote**, Taichung (TW)

(72) Inventor: **Ricki Darryl Nethercote**, Taichung (TW)

(**) Term: **15 Years**

(21) Appl. No.: **29/580,513**

(22) Filed: **Oct. 11, 2016**

(51) **LOC (11) Cl.** **10-04**

(52) **U.S. Cl.**
USPC **D10/71**

(58) **Field of Classification Search**
USPC D10/70, 71, 74
CPC G01B 3/02; G01B 3/04; B43L 13/145
See application file for complete search history.

(56) **References Cited**

U.S. PATENT DOCUMENTS

D169,226 S *	3/1953	Sandberg	D10/71
D261,612 S *	11/1981	Henkels	D10/71
D290,237 S *	6/1987	Muehlenbein	D10/71

D426,784 S *	6/2000	Carlson	D10/71
D447,068 S *	8/2001	Carlson	D10/71
D684,875 S *	6/2013	Cook	D10/71

* cited by examiner

Primary Examiner — Antoine Duval Davis
(74) *Attorney, Agent, or Firm* — Bruce Stone LLP;
Joseph Bruce

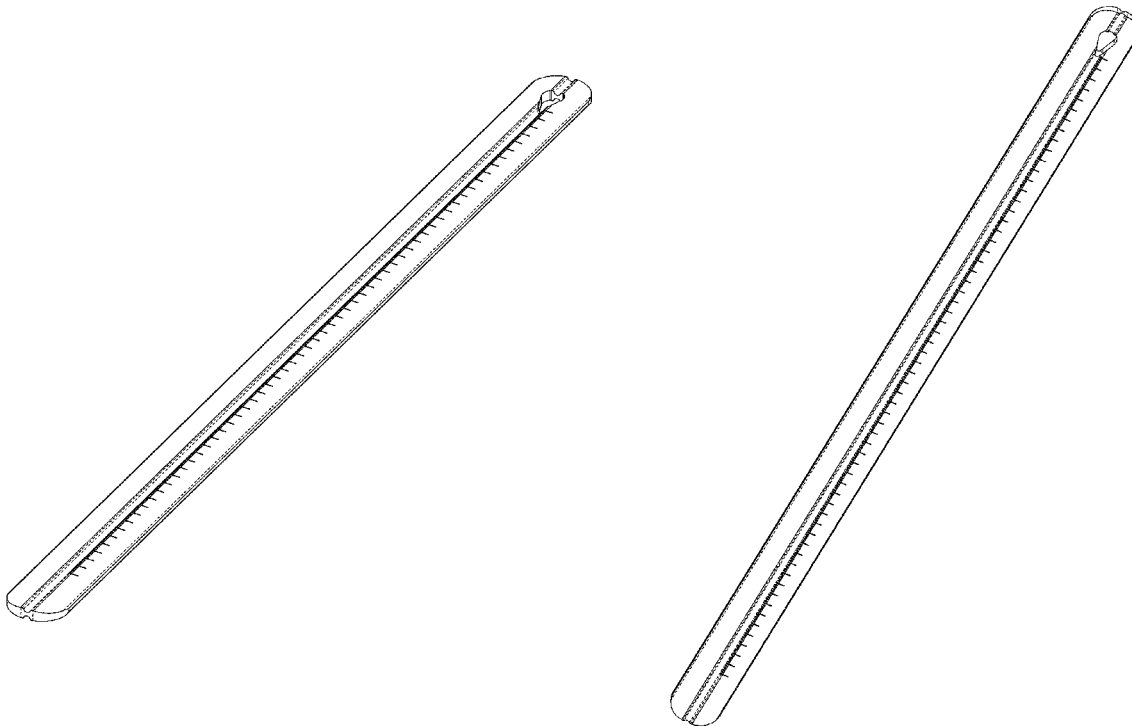
(57) **CLAIM**

The ornamental design for spoke ruler, as shown and described.

DESCRIPTION

FIG. 1 is a view in perspective from the front right side of a spoke ruler showing my new design;
FIG. 1A is a partially enlarged view of FIG. 1;
FIG. 2 is a perspective view from the front lower right side thereof;
FIG. 3 is a perspective view from the front upper left side thereof; and,
FIG. 4 is an end view thereof.
The broken lines in the drawings represent unclaimed environment only and form no part of claimed design.

1 Claim, 4 Drawing Sheets



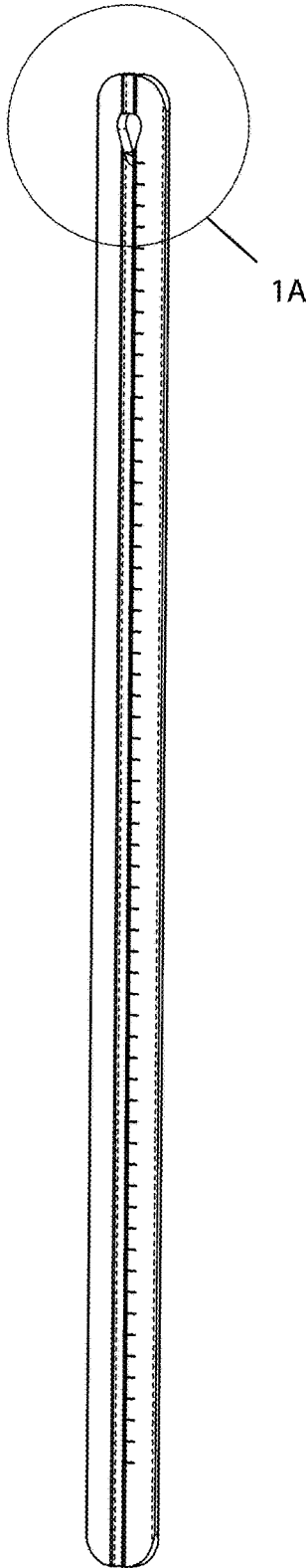


Fig. 1

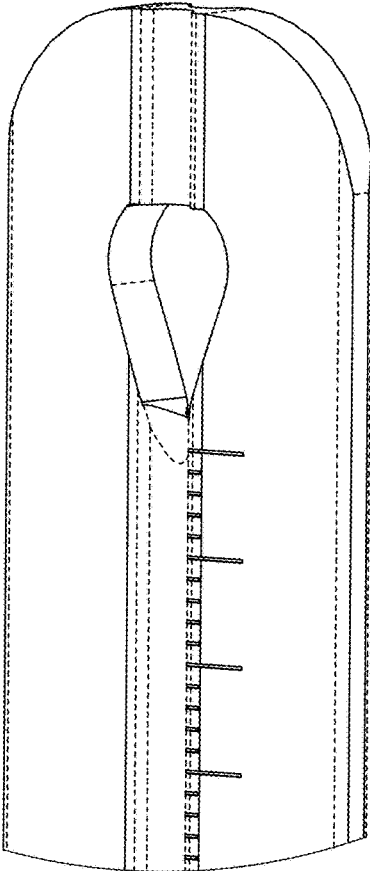


Fig. 1A

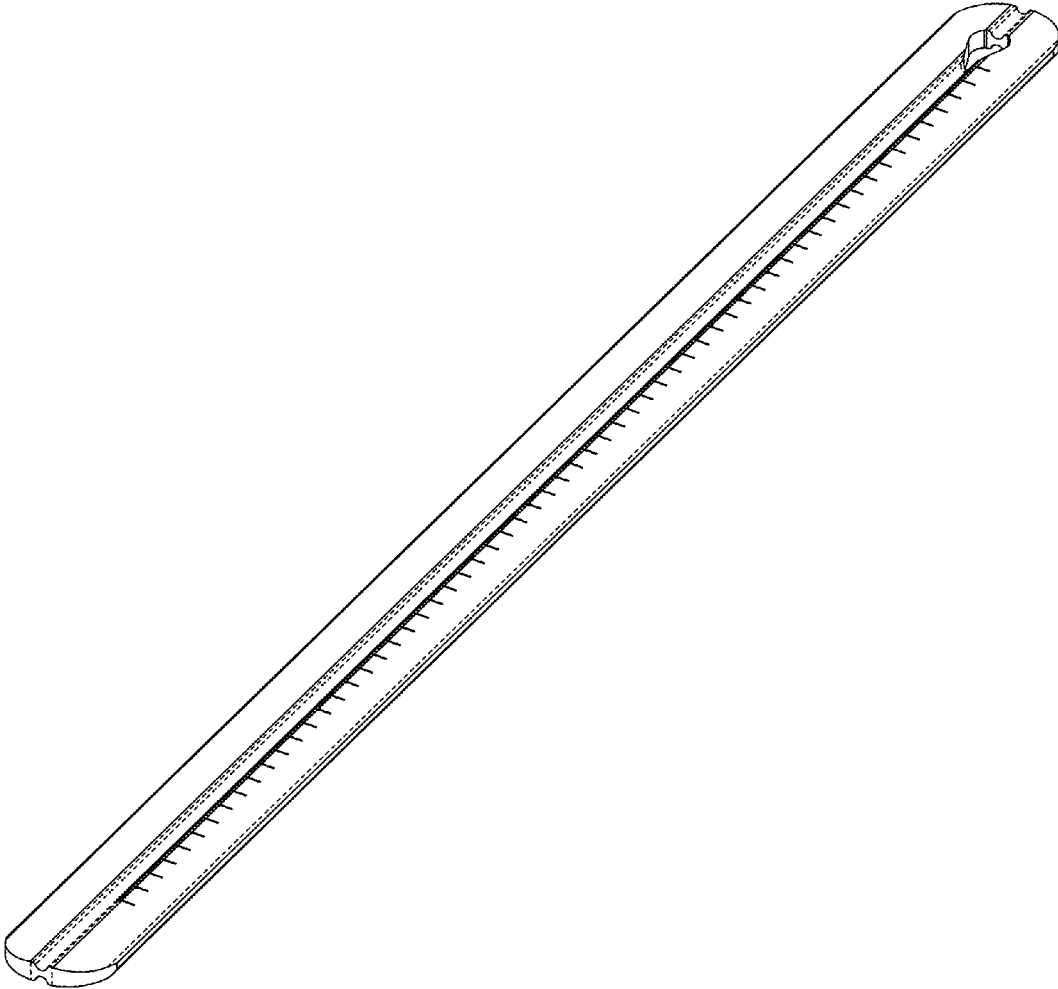


Fig. 2

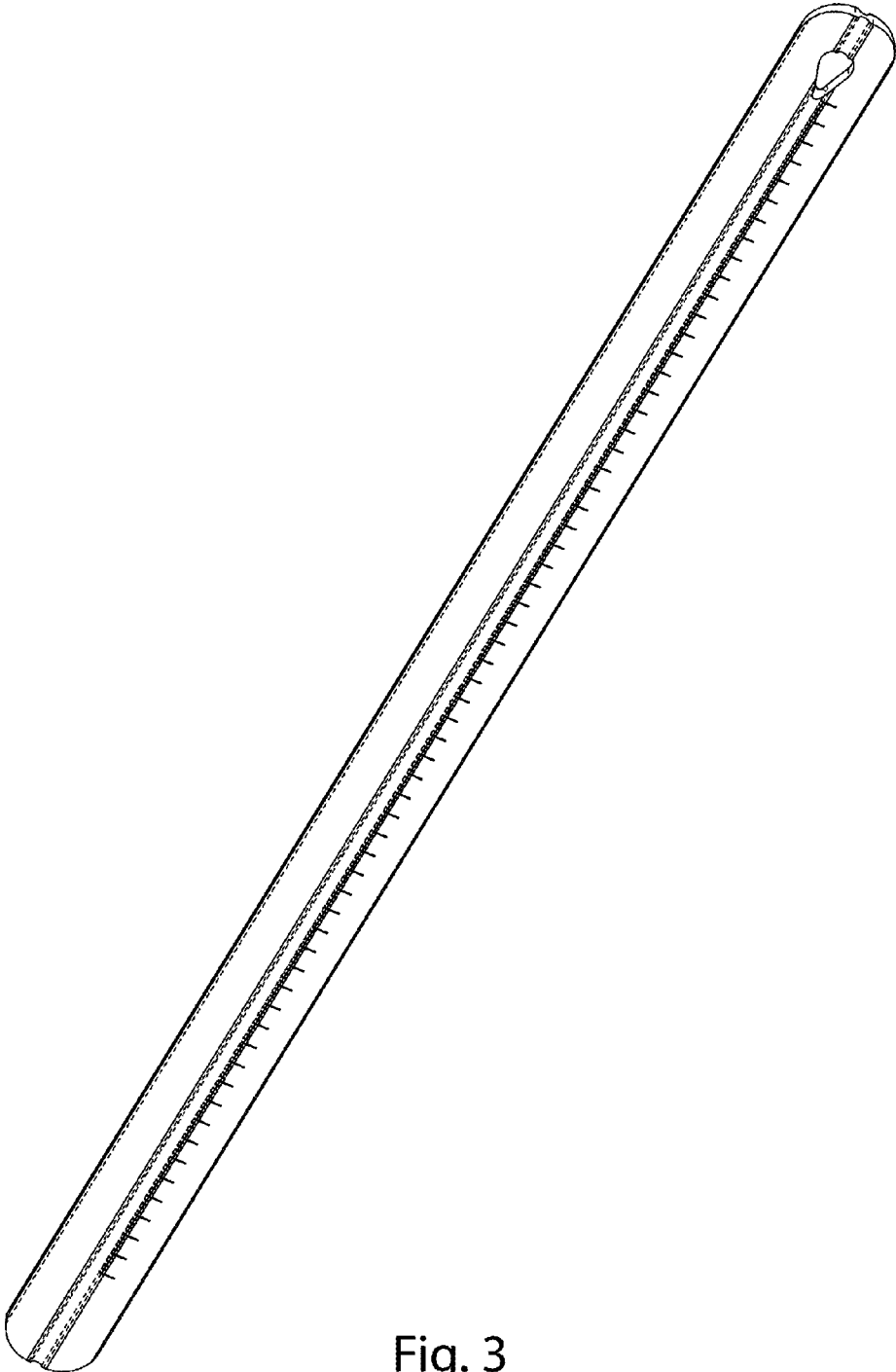


Fig. 3

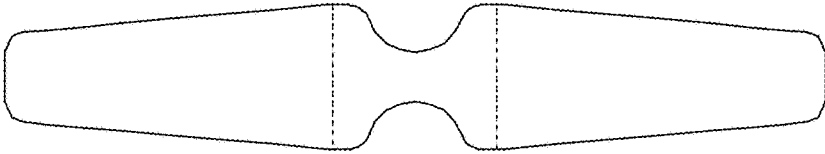


Fig. 4